

# DESERT MOUNTAIN



Dear AP Parents/ Guardians and Students,

The deadline for on time registration is October 28th. Students need to be registered on: <https://apcentral.collegeboard.org/myap/> using the teacher provided section code.

Payments can be made Online or in the Bookstore (7:30- 3PM) up to the deadline. The exam fee is \$105 and can be made using the AZ tax credit program. AP Exam fees are NON-REFUNDABLE. To make payments online:

### (Non-Tax Credit)

Go to: <https://touchbase.susd.org>

- User name = student id number + enter.
- Password = student's last name (Capitalize 1st letter) + enter.
- Click on student name tab.
- Under "Make a Purchase", click on "Items At Student's School – Registration Payments".
- Next to "Categories", click on "Fees & Club Activities" (in blue).
- Select AP Exams (non-tax credit)
- Select items + Buy.
- Go to cart (upper right) and follow prompts to check out.
- (Following these steps will ensure that it shows up under your student's history in the Bookstore.)

### (Tax Credit)

Go to: <https://touchbase.susd.org>

- User name = student id number + enter.
- Password = student's last name (Capitalize 1st letter) + enter.
- Click on student name tab.
- Under "Make a Purchase", click on "Items At Student's School – Registration Payments".
- Next to "Categories", click on "Tax Credit" (in blue).
- Select AP Exams (tax credit).
- Select Items + Buy.
- Go to cart (upper right) and follow prompts to check out.
- (Following these steps will ensure that it shows up under your student's history in the Bookstore.)

Fee waivers for AP exams are available to students who qualify for free/reduced meals (FARM), reducing the cost of each exam to \$53. Students requesting a fee waiver will need to submit their letter from Nutritional Services to demonstrate their FARM qualification at the time of payment.

There will be two late registration windows, one first semester and one second semester. Late registrations have an addition \$40 late fee in addition to the exam fee.

Please reach out to the AP class teacher or to the AP Coordinator (Mr. Lucus Strohmeyer, [lstrohmeyer@susd.org](mailto:lstrohmeyer@susd.org)) with any questions regarding Registration or Payment.

## 2022-23 AP Testing Information

### How does my student sign-up to take the exam?

An AP student is not automatically enrolled to take the AP exam just by being enrolled in an AP class.

A student must enroll at: [myap.collegeboard.org](http://myap.collegeboard.org) and sign-up with the code given by the instructor or AP coordinator.

### How much does an AP exam cost?

Each exam will cost \$105

Fee waivers for AP exams are available to students who qualify for free/reduced meals (FARM), reducing the cost of each exam to \$53. Students requesting a fee waiver will need to submit their letter from Nutritional Services to demonstrate their FARM qualification at the time of payment.

### How do I pay for AP exams?

You can pay online (see instructions below) or in-person at the bookstore from 7:30-3pm.

Please note: You CAN receive a tax credit for AP exam payments

AP exam payments are NON-REFUNDABLE

### When is the on time deadline?

Students must pay by October 28, 2022

After this date, students can still register but a \$40.00 late fee per exam will be assessed.

There will be two late registration windows open. One in 1st semester and one in second semester, time TBD.

### What type of college credit will I earn from AP exams?

Please go to the website below or google "AP Credit Policy"

<https://apstudents.collegeboard.org/getting-credit-placement/search-policies>

## Questions about AP exams?

Mr. Lucas Strohmeier, AP Coordinator- [lstrohmeier@susd.org](mailto:lstrohmeier@susd.org)

Mrs. Tandehl Collentine, Assistant Principal and SSD Coordinator- [tcollentinemclean@susd.org](mailto:tcollentinemclean@susd.org)

### **Paying for AP Tests On-Line (Non-Tax Credit)**


<https://touchbase.susd.org>

- User name = student id number + enter.
- Password = student's last name (Capitalize 1<sup>st</sup> letter) + enter.
- Click on student name tab.
- Under "Make a Purchase", click on "Items At Student's School – Registration Payments".
- Next to "Categories", click on "Fees & Club Activities" (in blue).
- Select AP Exams (non-tax credit)
- Select items + Buy.
- Go to cart (upper right) and follow prompts to check out.
- (Following these steps will ensure that it shows up under your student's history in the Bookstore.)

### **Paying for AP Tests On-Line (Tax Credit)**

<https://touchbase.susd.org>

- User name = student id number + enter.
- Password = student's last name (Capitalize 1<sup>st</sup> letter) + enter.
- Click on student name tab.
- Under "Make a Purchase", click on "Items At Student's School – Registration Payments".
- Next to "Categories", click on "Tax Credit" (in blue).
- Select AP Exams (tax credit).
- Select Items + Buy.
- Go to cart (upper right) and follow prompts to check out.
- (Following these steps will ensure that it shows up under your student's history in the Bookstore.)




### 6 FILL OUT REGISTRATION INFORMATION

The first time you enroll in an AP course in My AP, you'll need to fill out some registration information. It's important to provide accurate information. You only have to do this once.




### 6 CONGRATULATIONS!

You're enrolled in your AP course. If you're taking multiple AP courses, repeat steps 2-4 for each course you're taking this year, using the unique join code for each course.



### 7 ACCESS AP CLASSROOM RESOURCES

Now that you're enrolled, click Go to AP Classroom to access resources for your course. Click My Assignments to see assignments from your teacher.



### 8 WATCH AP DAILY VIDEOS

In AP Classroom, you'll see AP Daily videos for your course topics and skills. Use them to preview, clarify, or review what you're studying in class. You can watch on your own or as assigned by your teacher.

## College Board Account Tips

You need a College Board account to join your AP class section, receive AP assignments from your teacher, and register for AP Exams. If you don't already have an account, please sign up at [collegeboard.org/register](https://collegeboard.org/register). A family member shouldn't create an account for you. Keep your account information in a safe place only you can access.

### DO YOU ALREADY HAVE AN ACCOUNT?

All College Board programs are connected through one account, so if you created one for AP, PSAT/NMSQT, SAT, or BigFuture Opportunity Scholarships, you're all set.

### IF YOU HAVE TROUBLE SIGNING IN TO YOUR ACCOUNT

- If you can't remember your login information, follow the "Need help signing in?" links at [myap.collegeboard.org](https://myap.collegeboard.org).
- If a family member set up your account, ask them for the login information. You may want them to sit with you while you sign in.
- If you can't remember the answers to your security questions, see if a family member has them.



## AP STUDENTS

# Joining Your AP Class Section

Use a phone, tablet, or computer to join your AP® courses online, so you can get feedback on your progress and register for AP Exams.

Write your join code(s) here:

Course \_\_\_\_\_ Course \_\_\_\_\_ Course \_\_\_\_\_ Course \_\_\_\_\_

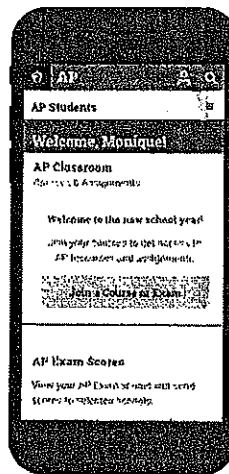
Code \_\_\_\_\_ Code \_\_\_\_\_ Code \_\_\_\_\_ Code \_\_\_\_\_



Sign in to access your AP or Pre-AP resources and tools including AP Classroom.


### 1 SIGN IN

Sign in to [myap.collegeboard.org](http://myap.collegeboard.org) with your College Board account. This is the same login you use to access your AP scores, PSAT/NMSQT® scores, or register for the SAT®. If you don't have a student account, click the **Create Account** link.




### 2 JOIN A COURSE

Click the **Join a Course or Exam** button. Before you do this, make sure you have the six-character join code from your teacher. You'll need it to join a class section.



### 3 SUBMIT YOUR JOIN CODE

Enter the join code your teacher gave you. Click **Submit**.



### 4 VERIFY COURSE INFORMATION

Make sure the information that comes up is for the course you're taking. If it is, click **Yes**.