



Coronado Success Initiative (CSI)



Second Year 2018-2019

November 13, 2018

Governing Board Presentation Update

Dr. Amy Fuller - Special Assistant to the Superintendent

Ms. Amy Palatucci - Coronado High School Interim Principal



Review of the past

January 21, 2017 ASU kicked off CSI at ASU Skysong

Focused efforts identified:

1. Student Centered Approaches
2. Define CHS Challenges
3. Address how CSI could overcome those challenges





CSI: The challenges at CHS included

- 73% four year graduation rate over time (2015-2016)
- 10% AzMERIT Math overall percent passing over time (2015-2016)
- 14% AzMERIT English Language Arts percent passing over time (2015-2016)





CSI 2017-2018

- 83% Four year graduation rate over time (2017-2018)
- 18% AzMERIT math overall Percent Passing over time (2017-2018)
- 15% AzMERIT ELA overall Percent Passing over time (2017-2018)



CSI Table Overview

CHS Challenges 2016-2017	CSI 2017-2018
6 students took ACT	180 students took ACT
41 students took 65 AP tests	69 students took 109 AP tests 176 students are currently enrolled in AP courses (2018-2019)
Unknown	179 students took ASVAB (Armed Services Vocational Aptitude Battery) Assessment



CSI Table Overview Cont.

89 students completed FAFSA (Free application for federal student aid)	116 students completed FAFSA (Free application for federal student aid)
Unknown	228 seniors filled out at least one college application
Unknown	ASU iTeach - about 19 interns at CHS



Moving Forward

Ongoing data analysis to identified priority Areas for School Improvement (Continuous Improvement Plan- CIP)

- Longitudinal data
- Systematic Approach to Supporting ALL students

Tier 1: ALL students

Tier 2: Targeted Interventions

Tier 3: Individualized





CORE PURPOSE

To Ensure All Individual Learners Reach Their Full Potential

Core Values

- *Student Focused*
- *Responsive*
- *Humble*
- *Growth-Minded*

CORE PURPOSE

To ensure all individual learners reach their full potential

BUSINESS DEFINITION

We Educate!

STRATEGIC ANCHORS

Student Focus, Accountability & Courage

CORONADO
HIGH SCHOOL



Coronado High School

Grade Level Achievement

	2018-2019 Target	2017-2018	2016-2017	2015-2016
AzMERIT ELA overall Percent Passing over time.	23%	15%	16%	14%
AzMERIT Math overall Percent Passing over time.	27%	18%	17%	10%
AIMS Science overall Percent Passing over time.	23%	15%	22%	23%
AzMERIT ELA Average Student Growth Percentiles.	50	35	50	
AzMERIT Math Average Student Growth Percentiles.	57	52	47	



Coronado High School

High School Post-Secondary Preparation

	2018-2019 Target	2017-2018	2016-2017	2015-2016
Four year graduation rate over time.	87%	82.67%	77.67%	72.80%
AzMERIT Algebra I Percent Passing over time.	39%	26%	20%	9%
Percentage of HS students taking at least one rigorous course over time. (AP/Honors/Dual Enrollment)	40%	39%	34%	29%
Percentage of 9th graders achieving 5.5 credits over time.	97%	91%	97%	94%



Coronado High School

NATIONAL and STATE Academic Goals.

	2018-2019 Target	2017-2018	2016-2017	2015-2016
AzMERIT ELA Grade 11 Percent Passing over time.	14%	9%	13%	19%
AzMERIT Algebra II Percent Passing over time.	14%	9%	16%	14%
Percentage of students getting a 3 or higher on Advanced Placement tests over time.	69%	46%	51%	55%
Percentage of students enrolled in college at any time during the first year after high school over time.	50%	44%	49%	55%

Coronado High School

5. Matriculation and Persistence

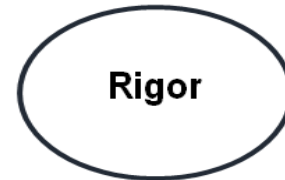
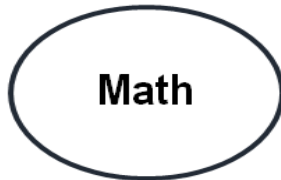
	2018-2019 Target	2017-2018	2016-2017	2015-2016
High School Persistence over time. (9th to 11th Grade Cohorts combined)	91%	89%	91%	90%



Continuous Improvement Plan (CIP)

Components: Measurement of Effectiveness, Timeline, Responsible Person, Resources, Targeted Population

Goal Areas Include:

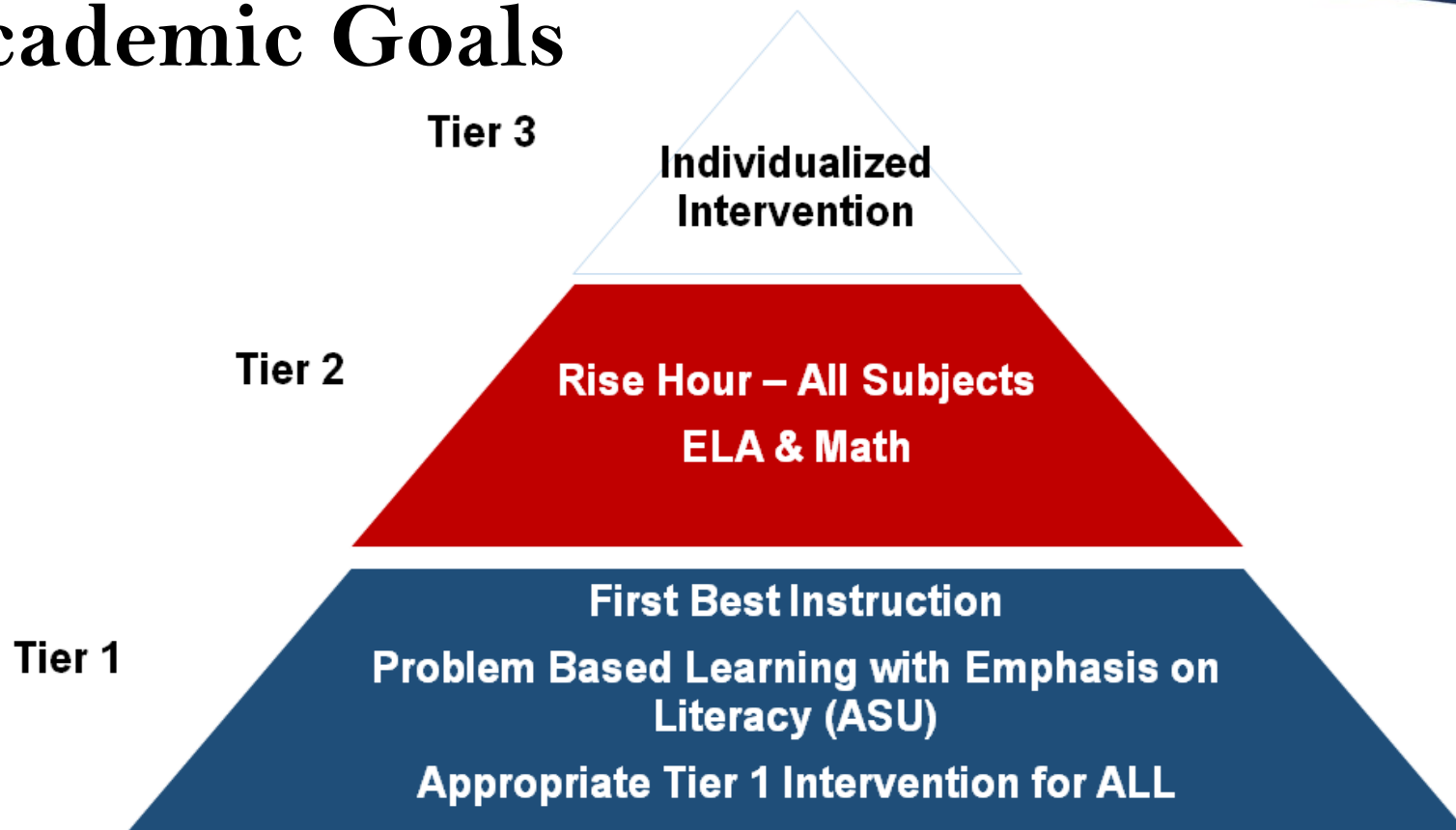


Communication

Culture



Academic Goals





Graduation Rate

	Class of 2014		Class of 2015		Class of 2016		Class of 2017		Class of 2018	
	% Graduating	# of Students	% Graduating	# of Students	% Graduating	# of Students	% Graduating	# of Students	% Graduating	# of Students
State	77.66%	60344	79.04%	62339	80.46%	64357	78.02%	65536	78.82%	67591
SUSD	87.26%	1842	85.93%	1851	86.06%	1821	90.66%	1864	89.87%	1827
Coronado	70.80%	194	72.01%	193	72.80%	174	77.67%	167	82.67%	186

Class of 2019





Next Steps

- Progress monitor implementation of research-based instructional practices and interventions;
- Refine accountability system for data collection and analysis (progress monitoring);
- Continued alignment with “feeder” schools regarding Continuous Improvement Plans;
- Ensure purposeful professional development based on data;
- Implementation of accountability system for stipends; and
- Proactive recruitment and retention of teachers.