

Naviance Student Overview Reference Guide

Overview

Naviance Student makes it easier than ever for you to answer the questions that will shape your future: Who am I? What do I want to be? How will I get there? and How will I succeed?

Naviance Student is a mobile-responsive site that employs intuitive tools that personalize and simplify the college and career planning process.

Accessing Naviance Student

Navigate to Naviance Student using your device's internet browser. Naviance Student platform can be accessed using the following addresses:

Arcadia <https://student.naviance.com/archs>

Chaparral <https://student.naviance.com/chaphs>

Coronado <http://connection.naviance.com/corohs>

DMHS <http://connection.naviance.com/desertmhs>

Saguaro <http://connection.naviance.com/saguhs>

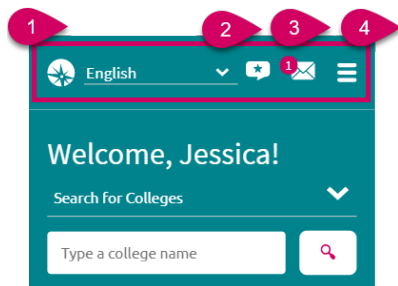
SOL <http://connection.naviance.com/sonline>

It is suggested that you bookmark the site's address on frequently-used devices to easily return to Naviance Student.

Enter the provided username and password to log in. If you had a Family Connection password, that password has followed you to Naviance Student.

Navigation Tips

Static Toolbar



1. Language Menu (only applies to custom content that your school has provided in one of the listed languages)
2. Provide Feedback about Naviance Student
3. Email Inbox & Notifications

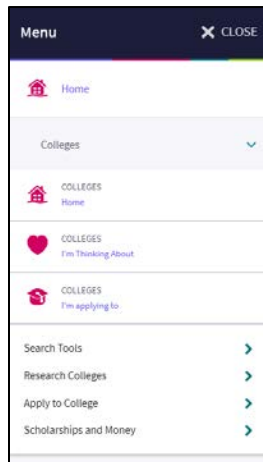
4. Navigation Menu (Including Log Out) – from mobile devices

Menus

The Naviance Student menus are mobile-responsive and will adjust based on the device you are using.

When accessing a menu, there are direct access links, and second-level links that bring you to more options.

This is an example of the Colleges menu from a mobile device.

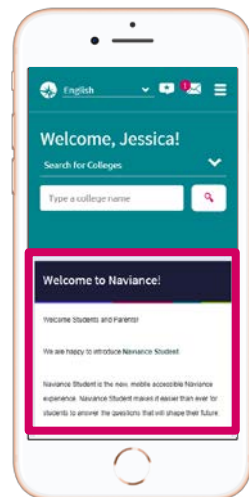


This is an example of the menu from a tablet, laptop, or desktop.



Content Cards

The new interface makes use of content cards that are identified by a title and show corresponding information. The content card layout improves mobile compatibility. Depending on what information is in the card, you may see an option at the bottom of the card to read more, see more, or perform an action. Expect to see this general structure on most pages.



The Home Page

The screenshot shows the Naviance Home Page layout. At the top left is a 'Welcome to Naviance!' card. Below it is a section for 'Important To-Dos and Tasks' with three items: 'ACT test prep' (overdue), 'Submit applications' (overdue), and 'Complete 20 Hours of Community Service' (task). Below that is 'Resources to get ready' with three cards: 'Naviance Test Prep', 'College and Career Readiness Lessons', and 'Document Resources'. At the bottom is 'From My School' with three columns: 'LINKS' (College Links, FAFSA), 'PAGES' (Responsibilities, Learn about FAFSA), and 'UPDATES' (PSAT/NMSQT Information). On the right side, there is a 'My Favorites' section with three items: 'COLLEGES I'm thinking about', 'COLLEGES I'm applying to', and 'CAREERS AND CLUSTERS I'm thinking about'. Below that is a 'What's New' section with one item: 'Gustavus Adolphus College will be visiting your school on Tuesday, MAY 1, 2018 at 11:00 am more info / register'. Callout boxes with red borders and arrows point to each of these sections, providing detailed descriptions of their content and purpose.

Welcome Card: A custom message from your school.

Important To-Dos and Tasks: Drawing from your planner, get a snippet of overdue and upcoming to-do items and tasks.

Resources to Get Ready: Everyday access to Document Resources - documents shared by the school with all students. This area also provides access to Test Prep, x2VOL, and Curriculum if your school uses them.


My Favorites: Quick access to your Colleges I'm Thinking About, Colleges I'm Applying To, and Careers and Clusters I'm Thinking About.

What's New: View upcoming college visits, new journal entries shared by a counselor or teacher, and any new comments on course plans, tasks, and goals made by someone other than you.

From My School: From this section, find a list of links, pages, and updates provided by your school. Use **View all from my school** to see a full list.

Colleges Home

Find Your Fit

 COLLEGE SEARCH
SuperMatch

College Match

Scattergrams

Advanced College Search

College Lookup

Show less

Research Colleges

 COLLEGES
I'm Thinking About

College Compare

College Resources

Acceptance History

Enrichment Programs

College Maps

Show less

Apply to Colleges

 COLLEGES
I'm applying to

Letters of Recommendation

College Events

Manage Transcripts

Test scores

Show less

Scholarships and Money

 SCHOLARSHIPS
I'm Applying To

Scholarship List

Scholarship Match

National Scholarship Search

Show less

College Visits

Show more

Colleges Home

Find Your Fit

SuperMatch™ College Search: Receive a list of best-fit schools based on criteria that you deem as important in your college search.

College Match: See and quickly favorite the other schools that students are applying to when they have also applied to a school from your favorites list. Additionally, check out other colleges that have accepted students with stats like your own.

Scattergrams: A graph used to help you analyze how you fit in with other students from your high school who have been accepted or denied admittance to a school based on GPA and test scores.

Advanced College Search: Using multiple categories, answer questions to identify colleges that match your interests and then save the search.

College Lookup: Lookup a school by name, country, state, or college group.

Research Colleges

Colleges I'm Thinking About: A list of schools that you have identified as prospects

College Compare: Add schools to compare the average GPA and test scores of students from your high school that have been accepted to that college during a time span.

College Resources: List of external web resources that may be valuable to your college search process.

Acceptance History: An alphabetical list of colleges where someone from your school has been accepted and/or enrolled over a time span.

College Maps: View an interactive map of schools based on a list of different pre-defined criteria. For example, you can see a map of the colleges from your Colleges I'm Thinking About list.

Enrichment Programs: Look for ways to get involved with your community and school, as well as possible internship opportunities and other events to build your experiences.

Apply to Colleges

Colleges I'm Applying To: A list of schools to which you have decided to apply.

Letters of Recommendation: Request new and track existing letter of recommendation requests.

College Events: View a list of colleges that are hosting events and sign up for those of interest.

Manage Transcripts: Add and review transcript requests, as well as view associated fees.

Test Scores: View your key test scores, including SATs. Depending on school permissions, you may be able to add your own test scores.

Scholarships and Money

Scholarships I'm Applying To: A list of scholarships to which you are applying.

Scholarship List: A list of potentially relevant scholarships that you can review and add to your applications list.

Scholarship Match: A list of scholarships that may be a suitable match for you based on scholarship requirements such as gender, ethnicity, GPA, etc.

National Scholarship Search: An external site hosted by Sallie Mae that provides a list of potential scholarship matches based on personal criteria as associated with Naviance Student.

College Visits

View a list of college visits.

Careers Home

The screenshot shows the 'Careers Home' interface. On the left, a sidebar titled 'Explore Careers and Interests' contains a list of tools: 'CAREERS AND CLUSTERS I'm thinking about' (highlighted with a red callout), 'Career Cluster Finder', 'Do What You Are', 'Career Key', and 'Career Interest Profiler'. On the right, a video player titled 'Roadtrip Nation Interview Archive' is shown. Below the video, the text reads 'What's in the Archive?' followed by 'Roadtrip Nation has gone on 52 roadtrips and interviewed 652 leaders creating 5,049 videos on struggle, triumph, and self discovery that have been broken into 48 themes and 29 interests'. A blue 'Explore More' button is located below this text (highlighted with a red callout).

Careers and Clusters I'm Thinking About: View the careers and clusters that you have added to your favorites.

Career Cluster Finder: Learn what career clusters may be a good match for you based on activities that interest you, personal qualities that you have, and subjects that you enjoy.

Do What You Are: This assessment uses personality types to suggest careers and clusters that might be a good match.

Career Key: Learn about and view careers associated with your Holland interest codes.

Career Interest Profiler: A career interest assessment that will display all your Holland Code matches. Some schools may not have this assessment enabled.

Explore More: Use this button to access the Roadtrip Nation Interview Archive. This archive provides videos of experts sharing stories about different career paths. You can search for a video speaker by interests, themes, leaders and playlists.

About Me Home

The screenshot shows the 'About Me Home' dashboard for a student named Jessica Completed, Class of 2020. The dashboard is divided into several sections:

- Account Information:** Located at the top center, it includes the student's name, class year, and links for Account, Resume, Test Scores, and Portfolio.
- My Surveys:** A section on the left with two sub-sections: 'Surveys Progress' (listing 'Next Step Plan Survey' as 'IN PROGRESS' and two 'Sample Survey' items as 'COMPLETED') and 'Surveys to Take' (listing 'Alex Career Survey', 'Art Programs Feedback', and 'Black and Veatch Job Shadow Survey').
- My Assessments:** A section on the right with two sub-sections: 'Assessments in Progress' (listing 'Career Cluster Finder' at 9%, and 'Career Interest Profiler', 'Career key', 'Do What You Are', 'Learning Styles Inventory', 'MI Advantage', and 'StrengthsExplorer' all at 100%) and 'Assessments to Take' (stating 'You have no new assessments.').
- My Postsecondary Plans:** A section at the bottom left with three sub-sections: 'COLLEGES I'm thinking about', 'CAREERS AND CLUSTERS I'm thinking about', and 'Game Plan'.
- Documents Shared With Me:** A section at the bottom left, below the postsecondary plans, with a 'See All Documents by Folder' button.
- My Journal:** A section at the bottom right with a 'Community Service' entry and a 'See all Journal Entries' button.

Callout boxes provide detailed explanations for these features:

- About Me:** View general Account information, build your Resume, view Test Scores, or view/print your full Naviance Student Portfolio.
- Assessments in Progress:** See a status indicator of the assessments you are currently working on and need to complete.
- Assessments to Take:** See a list of assessments that your school would like you to complete. Click on an assessment to get started.
- Surveys in Progress:** See a status indicator of the surveys you currently have in progress and need to complete.
- Surveys to Take:** See a list of surveys that your school would like you to complete. Click on a survey to get started.
- Colleges I'm Thinking About:** A list of schools that you have identified as prospects.
- Careers and Clusters I'm Thinking About:** View the careers and clusters that you have added to your favorites.
- Game Plan:** If Game Plan displays under postsecondary plans, it is an indicator that your school would like you to fill out a survey about your plans beyond high school.
- Documents Shared With Me:** View documents that a counselor or teacher has chosen to share just with you.
- My Journal:** View and create journal entries for yourself or share them with counselors, teachers or your parents. You can use this area to journal about your experiences, your plans, your essays or anything you want. Documents can be attached to a journal entry.

About Me: View general Account information, build your Resume, view Test Scores, or view/print your full Naviance Student Portfolio.

Assessments in Progress: See a status indicator of the assessments you are currently working on and need to complete.

Assessments to Take: See a list of assessments that your school would like you to complete. Click on an assessment to get started.

Surveys in Progress: See a status indicator of the surveys you currently have in progress and need to complete.

Surveys to Take: See a list of surveys that your school would like you to complete. Click on a survey to get started.

Colleges I'm Thinking About: A list of schools that you have identified as prospects.

Careers and Clusters I'm Thinking About: View the careers and clusters that you have added to your favorites.

Game Plan: If Game Plan displays under postsecondary plans, it is an indicator that your school would like you to fill out a survey about your plans beyond high school.

View documents that a counselor or teacher has chosen to share just with you.

View and create journal entries for yourself or share them with counselors, teachers or your parents. You can use this area to journal about your experiences, your plans, your essays or anything you want. Documents can be attached to a journal entry.

My Planner Overview

Overdue shows a list of tasks and to-do items that are overdue and should be completed as soon as possible.

Overview Goals To-Do List Tasks Assigned to Me

Overdue

These are overdue. Do them soon to stay on track.

- TO-DO** ACT test prep
OVERDUE Saturday Apr 28, 2018
To-Do
MARK AS DONE HIGH
- TO-DO** Submit applications
OVERDUE Thursday Apr 26, 2018
To-Do
MARK AS DONE HIGH
- TASK** Complete 20 Hours of Community Service
OVERDUE Saturday Jul 15, 2017
Assigned by Kijil Bechtold

Switch between the **Overview**, **Goals**, the **To-Do List** and **Tasks Assigned** to you by your school.

Goals: Add your own goals about anything you are interested in achieving. Mark goals complete as you hit them.

To-Do List: Create a list of actions you need to complete.

Tasks Assigned to Me: Important tasks assigned to you by your school.

Upcoming

Calendar View List View

Previous APRIL 2018 Next

Sun	Mon	Tue	Wed	Thu	Fri	Sat
01	02	03 Make summer to-do list	04	05	06	07
08	09	10	11	12	13	14
15	16	17 Add colleges to colleges I'm thinking about list	18 Move American University to Application list	19	20	21
22	23 Testing todo	24	25 Visit University of Cincinnati	26 Submit applications	27 Job shadowing day with Mr. Crabb	28 ACT test prep
29	30	01	02	03	04	05

Recently Completed

- Done** Job shadowing day with Mr. Crabb
Friday Apr 27, 2018
To-Do
MARK AS NOT DONE
- Done** Visit University of Cincinnati
Wednesday Apr 25, 2018
To-Do
MARK AS NOT DONE
- Done** Testing todo
Monday Apr 23, 2018
To-Do
MARK AS NOT DONE HIGH

Recently Completed is a list of the tasks and to-do items that you have recently marked as complete. You can use this location to view the items or change them to incomplete.

Use the **Upcoming calendar** to keep track of and open past and upcoming tasks and to-dos. Switch between the Calendar and List Views for a different visual of the events.