



2019-2020 Expenditure Budget Approval

June 25, 2019

Jeff Gadd
Interim CFO

Shannon Crosier
Director of Finance



Budget Highlights

- Base Level Increased From \$4,009.57 to \$4,202.3. An Increase of \$192.74
- Fourth Year of Prop 123 (expires after FY25)\$1,010,000
- Current Year Funding (projected decrease of Unweighted ADM 503)
- Teacher Experience Index Rate Relatively Flat, Change From 1.0231 to 1.0213 (\$2,541,484)



Budget Highlights

- Smaller DAA Reduction Approximately \$3,234,689.37
- Classroom Site Fund Increased From \$423 to \$434 or 3%
- Fifth Year of 15% M&O Override
- Third Year of Capital Override (expires after FY2022)



2019-2020 M&O Budget

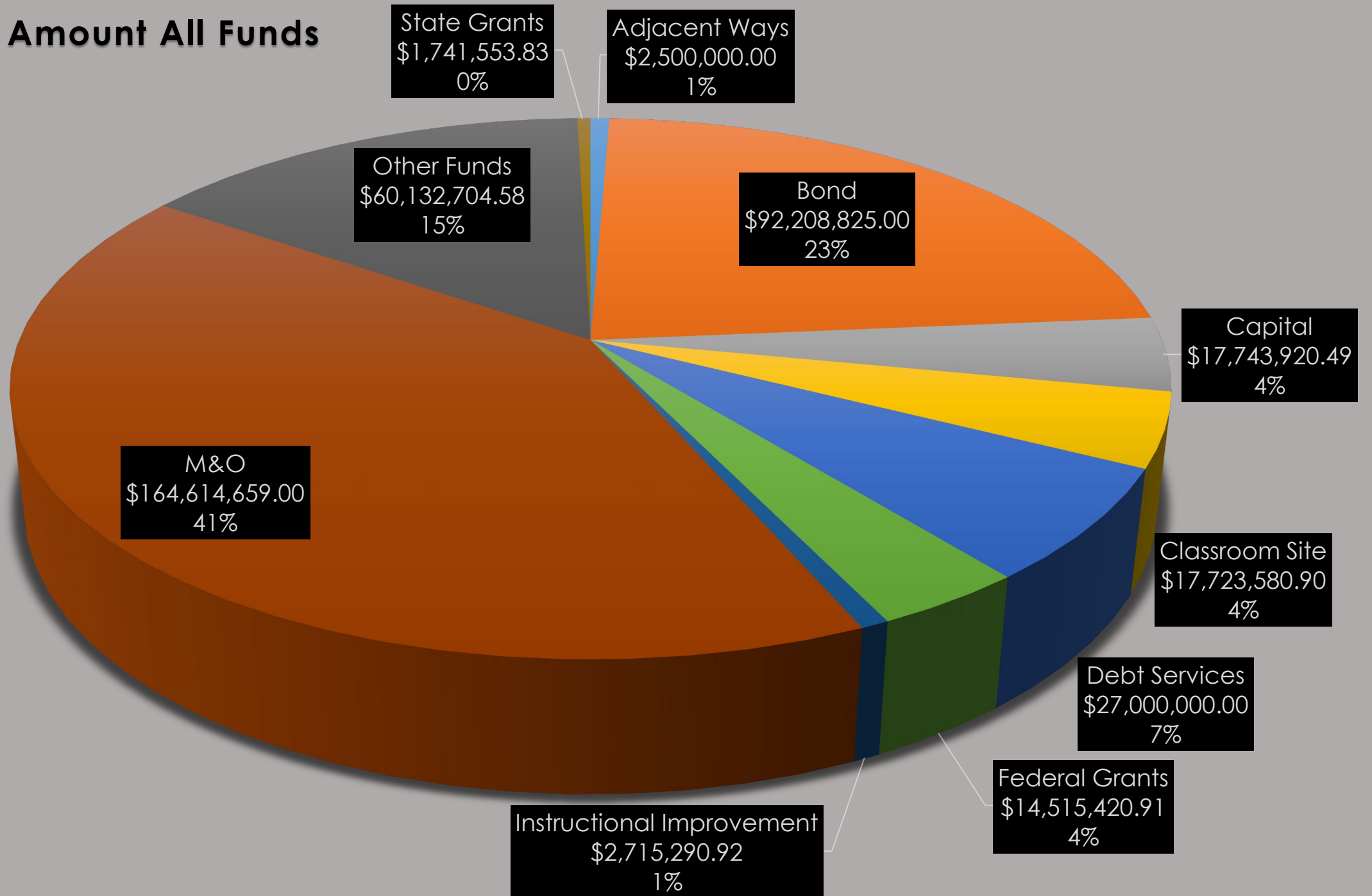
Estimated Total Weighted Student Count	28,393.546
Base Level 2% Plus 20 by 20 dollars	\$ 4,202.31
Result	\$ 119,318,480.83
Teacher Experience Index	1.0213
Result	\$ 121,859,964.47
Audit FY18	\$ 60,050.44
BSL & BRCL	\$ 121,920,014.91
Transportation Revenue Control Limit	\$ 8,101,259.69
Total Revenue Control Limit	\$ 130,021,268.00
M&O Override	\$ 19,503,190.00



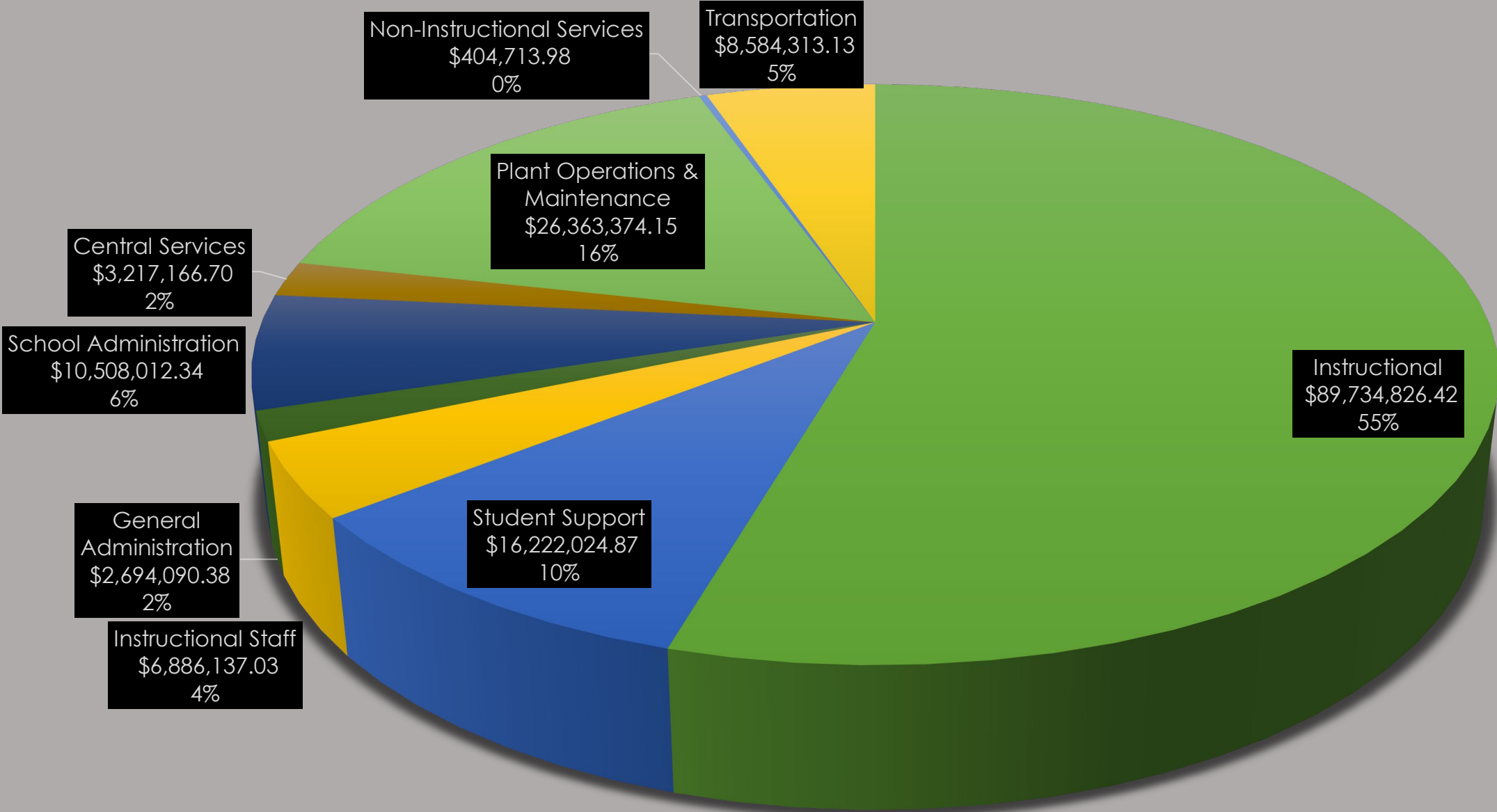
2019-2020 M&O Budget

Revenue Control Limit	\$	130,021,268.00
M&O Override	\$	19,503,190.00
Estimated Tuition FY19	\$	125,000.00
M&O Deseg	\$	7,382,169.00
Estimated Budget Balance Carryforward (6%)	\$	9,657,605.00
Dropout Prevention	\$	221,130.00
Registered Warrants FY17	\$	361.00
Energy Saving M&O Transfer	\$	(3,306,064.00)
Prop 123 Funds	\$	1,010,000.00
General Budget Limit FY2019-2020	\$	164,614,659.00
General Budget Limit FY2018-2019	\$	160,869,618.00

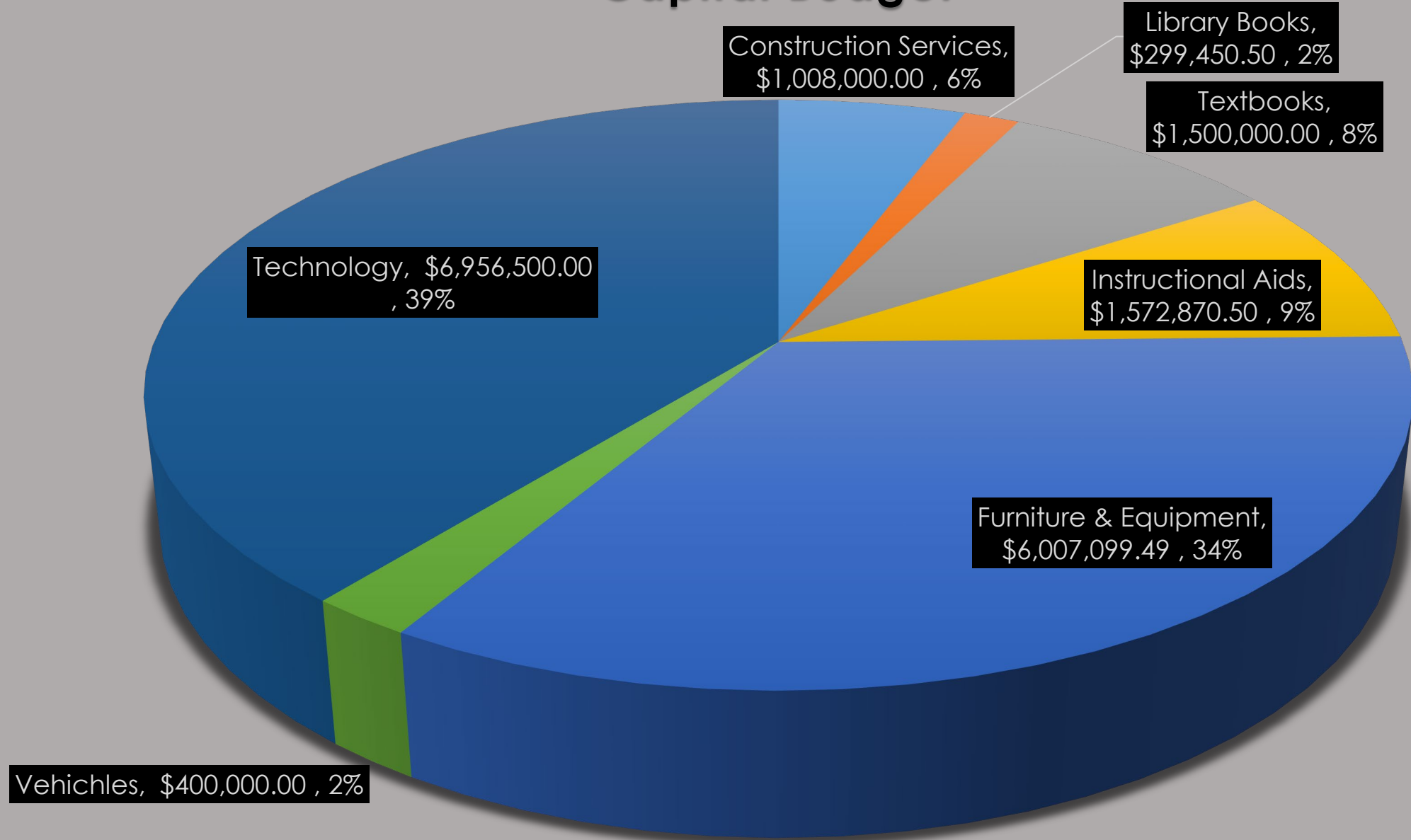
Budgeted Amount All Funds



M&O Budget By Function

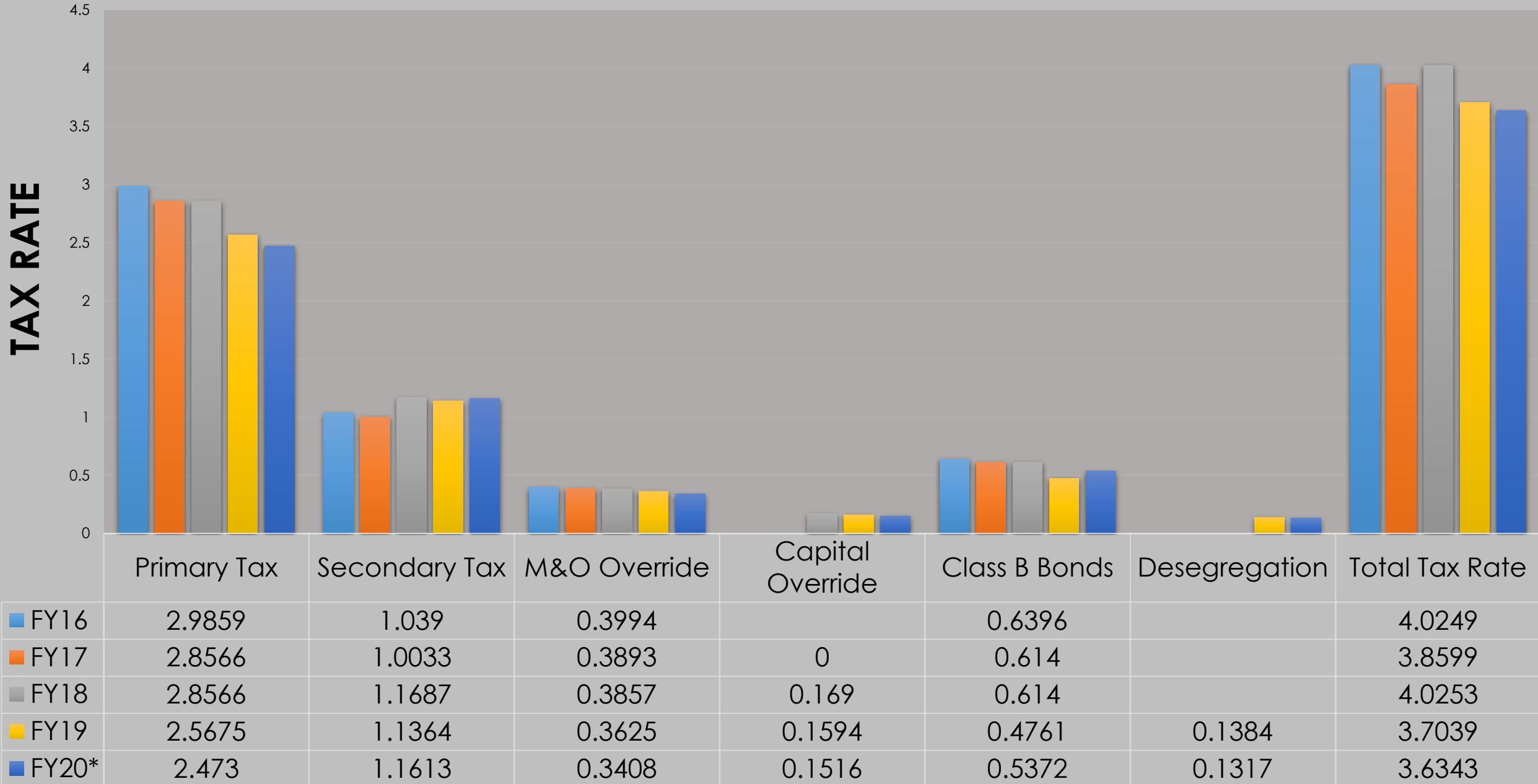


Capital Budget



Includes Regular Capital and Capital Override

Primary & Secondary Tax Rate History



Tax Rate



Tax	2018-2019	2019-2020*
Primary Tax	2.5675	2.473
M&O Override	0.3625	0.3408
Capital Override	0.1594	0.1516
Debt Service	0.4761	0.5372
Desegregation	0.1384	0.1317
Secondary Tax Total	1.1364	1.1613
Total Tax Rate	3.7039	3.6343

*Estimate

Decrease in estimated tax rate due to increased net assessed valuation – 5% increase



Questions On Changes

- \$2,000,000 in Salary/Benefits Moved from M&O to Cash Accounts – Finance, Human Resources, and Plant Services
- Increase in Pupil Transportation – FY2019 Revised Budget Vacant Positions Were Reduced in Budget. These Positions Have Been Fully Budgeted In FY2020.
- Federal and State Funds – FY2019 Revised Budget Reflects Full Carryforward and Approved Grant Allocations. FY2020 Is Conservative Estimated Carryforward Balance and Does Not Reflect Approved Grant Allocations As We Do Not Have Those Approvals or Amounts Until The Fall.



Questions On Changes

- Food Service Budget Reduced By \$1.5 Million. Expenditures and Revenue Were Both Below \$10 Million. We Had Been Budgeting \$11.5 Million. Thus It Was Deemed Appropriate To Reduce the Budget.



Major Budget Provisions

- No Budget Reductions Negatively Affecting Instructional Programs
- No Budget Reductions Negatively Affecting Class Size Ratios
- Provides a 5% Salary Increase For All Employees
- Enhancement of Employee Benefits
- Utilizes Cash Accounts To Balance M&O Budget
- Estimated Tax Rate Slightly Less Than Prior Year



Calendar

- August 6, 2019 – Governing Board pro statement due (required by August 9, 2019)
- August 20, 2019 – Approval of election pamphlet (required by August 27, 2019)
- October 1, 2019 – Last day to mail Information Pamphlets
- October 7, 2019 – Last day for voter registration
- November 5, 2019 – Election Day



Questions